

Otto Bock[®]

QUALITY FOR LIFE



Kimba[®]

The Kimba Family of Pediatric Mobility Products

Great for Kids... Easy for Moms, Dads and Caregivers!

Finally, a tilt-in-space mobility system that brings it all together. The Kimba, by Otto Bock HealthCare, combines the best in positioning and fit for the child, with user-friendly features moms, dads and caregivers will love.

Kimba Spring



Ergonomic, height adjustable handlebars with soft grips

Trigger activated, one step folding for easy storage and transport

Comfortable tilt-in-space seat that is growth adjustable

Backrest Recline


Safety stop prevents automatic forward tilt of seating system

Integrated shock absorption system, dampens the effect of rough, uneven terrain


Articulating legrests enable continuous adjustments to the knee angle without a second adjustment to position the footrest

Dorsi/plantar flexion adjustable footplate


WC-19 crash test compliant and bus-transportable




Orange/grey




Frame color: Silver metallic




Green/grey



Frame color: Silver metallic



Blue/grey



Frame color: Silver metallic

Kimba Styling Options

The Kimba tilt-and-space mobility base is available in Silver Metallic. The Kimba seating system is grey and can be made with your choice of pretty accent upholstery fabric. Designed for superior support that will accommodate a child's growth.

Kimba Accessories



Headrests with Adjustable Hardware

The Kimba seat has three headrest options — a curved, fixed wing and adjustable wing headrest. Each headrest comes with adjustable hardware that enables infinite head positioning — medially and laterally, up and down.



Elbow Positioning Pads

Designed to enable or assist the child in maintaining a neutral position of the upper extremities when using a tray. Cannot be used without the positioning tray. They also prevent retraction during tilting and reclining.



Undercut Seat

Decreases the risk of pressure sores in the popliteal fossa areas due to knee flexion contractures.



Positioning Tray

Provides support for the upper extremities to help a child maintain a sitting posture. Available in both clear and white models. Clear allows the child to see more of his or her environment. White helps prevent the child from being distracted during therapy tasks.



Butterfly Harness

Helps decrease kyphotic sitting posture and maintains optimal position for breathing and interaction with environment.



Medical Necessities Bag

A place for the child or caregiver to store items that will be needed throughout the day.




Oxygen Tank Holder

The Kimba Pediatric Wheelchair can be equipped to carry an oxygen tank.



Lateral Supports – Fixed and Curved, Swing-Away (shown left: fixed)

Provides intimate fit and additional anterior support for greater positioning needs. Supports can swing away to ease transfers.



Armrest Pads

Designed to protect the upper extremities from injury when the positioning tray is not being used.



Abduction Block

The Kimba Abduction Block decreases abduction and helps to maintain the hips and thighs in a neutral position.



Shoe Holders with Straps

Designed for children with high tone who have significant difficulty maintaining foot position.



Shoe Holders with Straps

Designed for children with high tone who have significant difficulty maintaining foot position.



Footplate Buildup and Padding

Provides full support to the lower extremities for kids with shorter lower legs.



Pelvic Belt

Assists in keeping child's pelvis in the proper position within the set and prevents child sliding forward.



Ventilator Battery Tray

A place to store ventilator and batteries on the Kimba frame. Designed to fit an LTV-style vent and battery.



Transportation Tie-Down Anchor Points

The Kimba complies with all current transportation and bus safety standards.

The Kimba Seat Gives Families More Options

Designed for families on the go, the Kimba seat works with five different bases. This means a child can participate in more family and school activities without leaving the proper seating environment.



Kimba Tilt-in-Space Pediatric Wheelchair

For Every Day



Kimba Spider

For School



Kimba Home Underframe

For Home



Kimba Cross

For Fun



Kimba Tandem

For Two

Dimensions and Weights	Size 1 Base		Size 2 Base	
	Minimum	Maximum	Minimum	Maximum
Seat depth	5¾ in. (15 cm)	12½ in. (32 cm)	8¾ in. (22 cm)	15½ in. (39 cm)
Seat width	6 in. (15 cm)	10¼ in. (26 cm)	8 in. (20 cm)	13 in. (33 cm)
Seat back height	9½ in. (24 cm)	16¾ in. (43 cm)	11½ in. (29 cm)	20½ in. (52 cm)
Seat back recline	90°	140°	90°	140°
Seat tilt	35° Anterior	35° Posterior	35° Anterior	35° Posterior
Lateral height adjustment	6 in. (15 cm)	14¾ in. (37 cm)	6 in. (15 cm)	19 in. (48 cm)
Lateral width adjustment	7½ in. (19 cm)	10½ in. (27 cm)	8 in. (20 cm)	12½ in. (32 cm)
Armrest height adj.	3½ in. (9 cm)	5½ in. (14 cm)	5¾ in. (15 cm)	7¾ in. (20 cm)
Footrest vertical adj.	9 in. (23 cm)	15½ in. (39 cm)	9 in. (23 cm)	15½ in. (39 cm)
Headrest width and height	7½ in. x 6½ in. (19 cm x 17 cm)		9½ in. x 6½ in. (24 cm x 17 cm)	
Lateral height and depth	3 in. x 4½ in. (8 cm x 11 cm)		3½ in. x 6 - 8¾ in. (9 cm x 15 - 20 cm)	
Weight of standard model	36 lbs. (16 kg)		42 lbs. (19 kg)	
Load capacity of seat	77 lbs. (35 kg)		77 lbs. (35 kg)	
Load capacity of frame	110 lbs. (50 kg)		110 lbs. (50 kg)	
Front wheel diameter	6½ in. (17 cm)		6½ in. (17 cm)	
Rear wheel diameter	9½ in. (24 cm)		9½ in. (24 cm)	
Full width	25 in. (64 cm)		27¾ in. (70 cm)	
Dorsi/Plantar flexion adjustment	10°		10°	
Elevating legrest angles	90° - 180°		90° - 180°	
Weight of frame (without seating system)	19 ½ lbs		21 lbs	
Weight of seating system	Approx 16 lbs.		Approx 21 lbs	
O2 Holder	Inside: 4½ in. Outside: 5 in. w X 15 in. h		Inside: 4½ in. Outside: 5 in. w X 15 in. h	
Positioning Tray	18 in. w X 16 in. d X 2 in. h (7 in. cut out)		21 in. w X 19 in. d X 2 in. h (7 in. cut out)	
Shoe Holders	2½ in. w X 5½ in. d		3½ in. w X 7 in. d	
Ventilator Tray	13 in. w X 10 in. d X 2½ in. h		13 in. w X 10 in. d X 2½ in. h	
Battery Tray	9½ in. w X 6¾ in. d X 7 in. h		9½ in. w X 6¾ in. d X 7 in. h	

Since we are constantly updating and adding to our line of products, certain items may be discontinued or redesigned without notice.

©2007 Otto Bock HealthCare LP • 05030692.1C • 8/07

For more information about Otto Bock pediatric products, visit us online at www.ottobockus.com (U.S.), or contact us at 800.328.4058 (US).



Otto Bock®

QUALITY FOR LIFE